

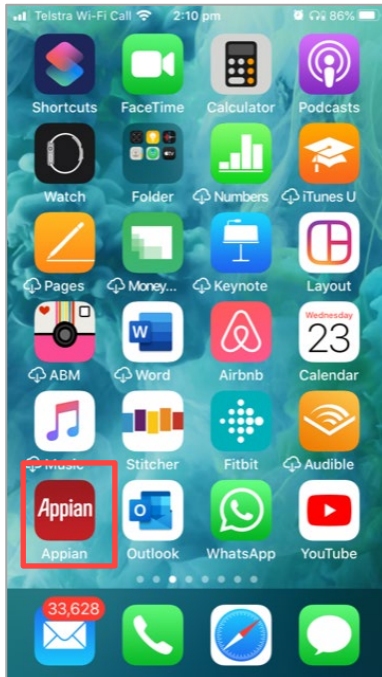
Getting started with the Site Access mobile app

The BAI Communications Site Access Application is available as an app for your mobile device. It has all the functionality of the web app and is especially handy for logging on and off site.

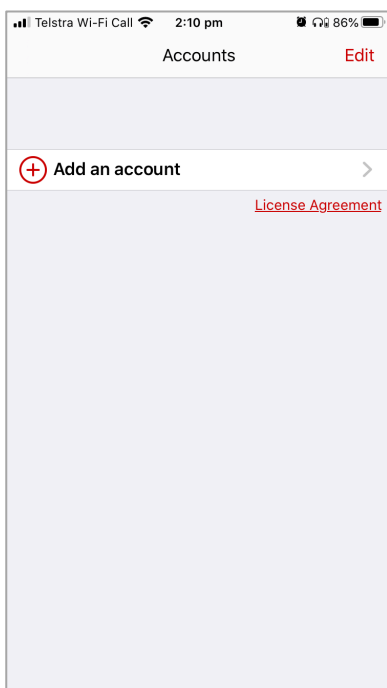
Before installing the app, please make sure you have registered and signed in from a desktop or laptop. For more details see 'How to register and log into the Site Access Application'.

To get started with the mobile app:

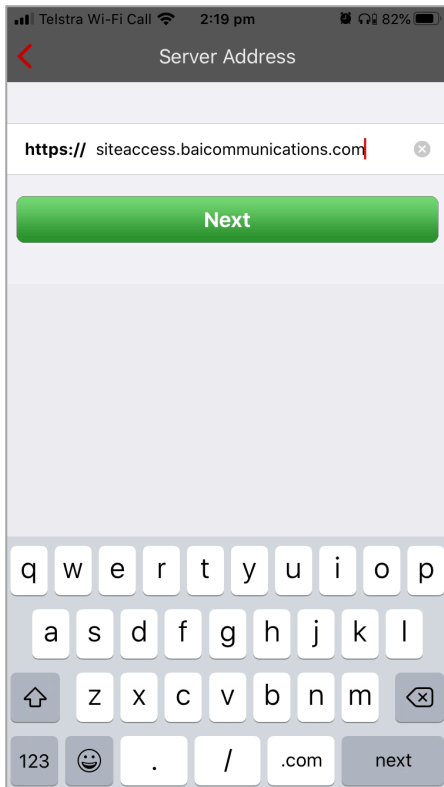
- Download the Appian app from the Apple App or Google Play store.



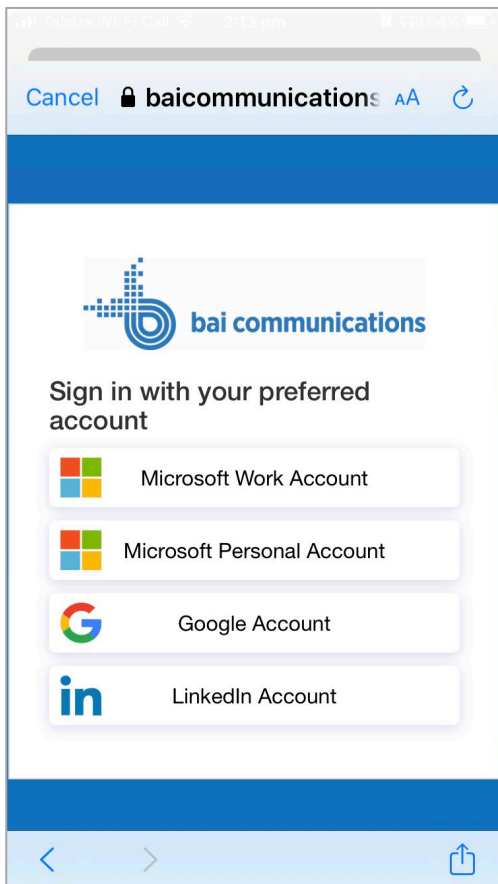
- Launch the app, select **Add an account**.



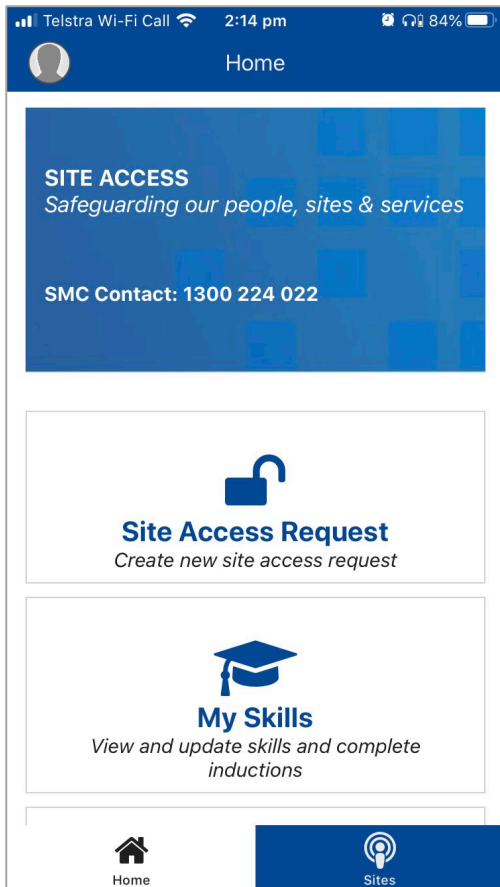
- Type in siteaccess.baicomunications.com as the server name and select **Next**.



- Sign in using the account you previously registered with.



You are now signed into the Site Access Application.



Tips and Additional Information

- With a wide range of mobile devices available, some functionality will vary on certain devices. If you are having difficulty with the app:
 - Make sure you have recently installed all available updates on your device.
 - Try uninstalling and reinstalling the Appian app.
 - If you are still having difficulties, try accessing the application via the web browser on your mobile phone (e.g. Chrome, Safari) by going to siteaccess.baicommunications.com directly.